

### Student Demographics (Fall 2012)

Status	Percent
Full-time	32%
Part-time	68%

Gender	Full-time	Part-time
Female	56%	61%
Male	44%	41%

Age	Full-time	Part-time
Average Age	23.9	26.7
Median Age	20.3	21.8

Age Distribution	Full-time	Part-time
17 & Under	6.0%	25.9%
18-22	62.4%	29.0%
23-28	13.3%	15.2%
29-38	10.4%	13.8%
39-59	7.7%	15.0%
60+	0.2%	1.1%

Source: Internal SJR State Database

### Enrollment by Time of Day (Fall 2012)

Time	% FTE
Morning	45%
Afternoon	19%
Evening	18%
Online/Hybrid	17%

Source: Internal SJR State Database

### Locations:

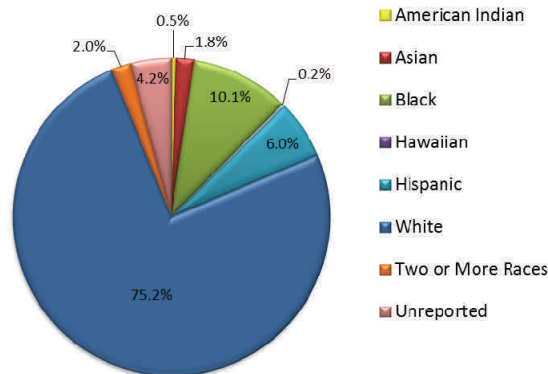
**Orange Park Campus, Established 1977**  
 283 College Drive, Orange Park, FL 32065  
 (904) 276-6800

**Palatka Campus, Established 1958**  
 2770 St. Johns Avenue, Palatka, FL 32177  
 (386) 312-4200

**St. Augustine Campus, Established 1986**  
 2990 College Drive, St. Augustine, FL 32084  
 (904) 808-7400

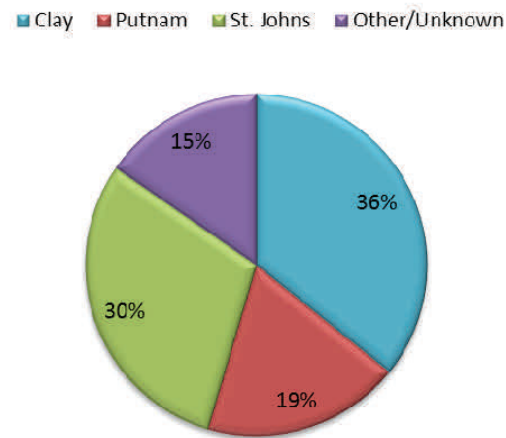
[www.sjrstate.edu](http://www.sjrstate.edu)

### Enrollment by Ethnicity/Race Fall 2012



Source: Internal SJR State Database

### Enrollment by County of Residence Fall 2012



Source: Internal SJR State Database

### Program Completers

Year	2009-10	2010-11	2011-12
Associate in Arts	568	543	694
Associate in Science	211	197	200
Educator Prep Institute	58	0	122
College Credit Certificate	44	44	74
Bachelor's	-	-	2
Vocational Certificate	168	204	202
<b>Total</b>	<b>1,049</b>	<b>988</b>	<b>1,294</b>

Source: Florida College System Fact Book 2011, 2012, 2013

### A.S., A.A.S. & College Credit Certificates Total Headcount\*

Program of Study	Fall 2012
Business	584
Computer Sciences	395
Construction Technology	37
Criminal Justice & Public Safety	261
Graphic Design Technology	61
Nursing & Allied Health	538
Pre-Nursing & Pre-Allied Health	1,127
Theater & Entertainment Tech	94

\*Includes both primary and secondary programs of study

Source: Internal SJR State Database

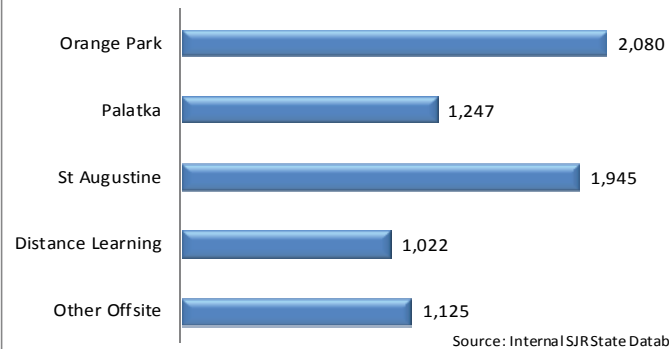
### Baccalaureate Degree Total Headcount

Program of Study	Fall 2012
Early Childhood Education	42
Organizational Management Supervision & Mgt. Specialization	146
Health Care Admin. Specialization	17
Public Svs. Admin. Specialization	22

Source: Internal SJR State Database

**Accreditation:** St. Johns River State College is accredited by the Southern Association of Colleges and Schools Commission on Colleges to award associate and baccalaureate degrees. Contact the Commission on Colleges at 1866 Southern Lane, Decatur, Georgia 30033-4097 or call (404) 679-4500 for questions about the accreditation of St. Johns River State College.

**Unduplicated Headcount by Predominant Campus  
Fall 2012**

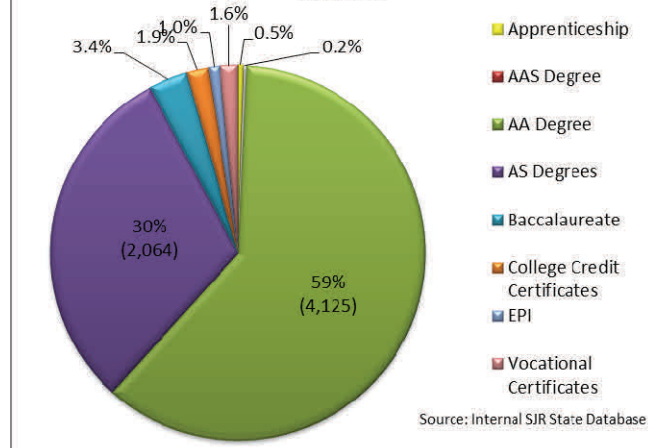


**Annual Unduplicated Headcount**

Year	Headcount	Year	Headcount
2005-06	8,852	2009-10	10,928
2006-07	9,268	2010-11	10,919
2007-08	9,886	2011-12	10,826
2008-09	10,099	2012-13	10,796

Source: Internal SJR State Database

**Headcount by Primary Degree  
Fall 2012**



**Fundable FTE by Instructional Campus\***

Campus	2010-11	2011-12	2012-13
Orange Park	1,456.6	1,440.3	1,384.3
Palatka	791.9	763.9	704.1
St. Augustine	1,292.0	1,320.7	1,212.5
Distance Learning**	1,018.7	1,130.4	1,083.3
Other	452.6	394.6	385.5
<b>Total</b>	<b>5,011.7</b>	<b>5,048.0</b>	<b>4,766.5</b>

\*Does not include Adult Education \*\* Hybrid courses are assigned to a physical campus  
 Source: Internal SJR State Database

**2013-2014 Tuition/Fees\***

Per Credit Hour	Resident		Non-Resident	
	Lower*	Upper**	Lower*	Upper**
Tuition	\$78.84	\$91.79	\$315.53	\$465.15
Financial Aid Fee	\$3.51	\$4.51	\$14.20	\$23.18
Student Activities Fee	\$7.88	\$9.18	\$7.88	\$9.18
Capital Improvement Fee	\$11.83	\$12.68	\$33.55	\$47.24
Access Fee	\$2.00	\$2.00	\$2.00	\$2.00
Technology Fee	\$3.94	\$4.59	\$15.78	\$23.25
<b>Total</b>	<b>\$108.00</b>	<b>\$124.75</b>	<b>\$388.94</b>	<b>\$570.00</b>

\* (Advanced & Professional, PSV, EPI) \*\* (For 3000 and 4000 Level Credits)

**Financial Aid Awarded by Category 2012-2013**

Type of Aid Awarded	# of Recipients	Total Dollars Disbursed	Average Per Student
Federal Pell Grants	3,402	\$11,011,315	\$3,237
Federal Loans	1,832	\$11,455,704	\$6,253
All Financial Aid Reports	4,417	\$25,298,955	\$5,728

Source: SJR State Financial Aid Reports

**Annual Cost Analysis**

Year	Direct Instruction	Academic Support	Student Services	Institutional Support	Plant Op. & Maintenance
2009-10	\$10,670,939	\$1,941,162	\$1,724,452	\$5,277,982	\$3,997,543
2010-11	\$11,554,527	\$2,322,161	\$1,806,095	\$5,589,383	\$4,477,696
2011-12	\$12,451,700	\$2,290,634	\$2,033,347	\$6,071,412	\$4,399,619

Source: FL College System Fact Book 2011, 2012, & 2013