

## Student Demographics (Fall 2014)

Status	Percent
Full-time	29%
Part-time	71%

Gender	Full-time	Part-time
Female	59%	63%
Male	41%	37%

Age	Full-time	Part-time
Average Age	23.8	25.9
Median Age	20.2	20.9

Age Distribution	Full-time	Part-time
17 & Under	7.3%	28.7%
18-20	51.1%	21.8%
21-24	15.7%	14.8%
25-29	9.8%	9.6%
30-39	9.3%	11.6%
40-59	6.9%	12.2%
60+	0.0%	1.5%

Source: Internal SJR State Database

## Enrollment by Time of Day (Fall 2014)

Time	% FTE
Morning	45%
Afternoon	18%
Evening	17%
Online/Hybrid	20%

Source: Internal SJR State Database

### Locations:

#### Orange Park Campus, Established 1977

283 College Drive, Orange Park, FL 32065  
(904) 276-6800

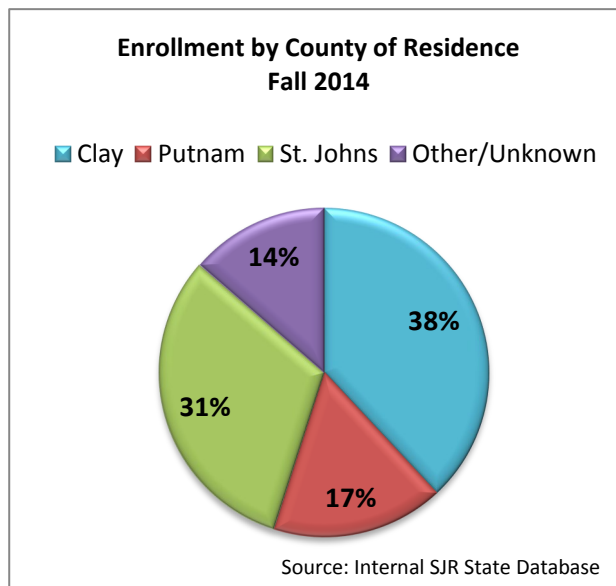
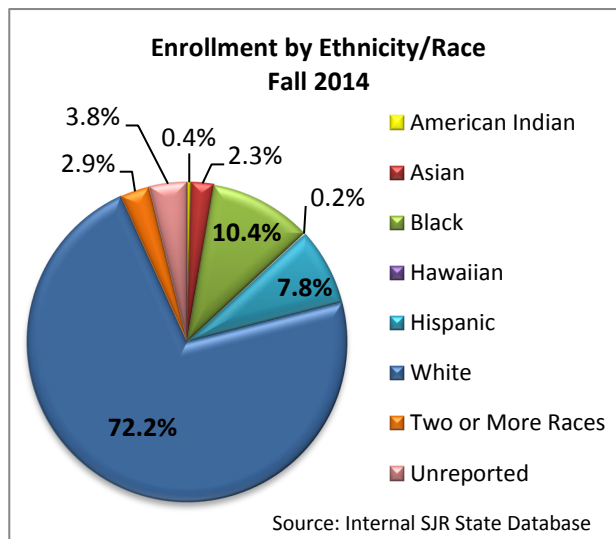
#### Palatka Campus, Established 1958

5001 St. Johns Avenue, Palatka, FL 32177  
(386) 312-4200

#### St. Augustine Campus, Established 1986

2990 College Drive, St. Augustine, FL 32084  
(904) 808-7400

[www.sjrstate.edu](http://www.sjrstate.edu)



### Student Right-to-Know Graduation Rate: 41%

Source: <http://nces.ed.gov/collegenavigator>

For more information contact the RIE Staff—(386) 312-4281

## Program Completers

Year	2012-13	2013-14	2014-15
Associate in Arts	690	679	643
Associate in Science	220	225	281
Educator Prep Institute	51	37	44
College Credit Certificate	132	161	316
Bachelor's	37	67	74
Vocational Certificate	223	128	106
<b>Total</b>	<b>1,353</b>	<b>1,297</b>	<b>1,464</b>

Source: Florida College System Student Database AA1AReport

## A.S. & College Credit Certificates

### Total Headcount\*

Program of Study	Fall 2014
Business	617
Computer Sciences	500
Criminal Justice & Public Safety	301
Visual Arts	69
Nursing & Allied Health	527
Pre-Nursing & Pre-Allied Health	954
Theater & Entertainment Tech	120

\*Includes both primary and secondary programs of study

Source: Internal SJR State Database

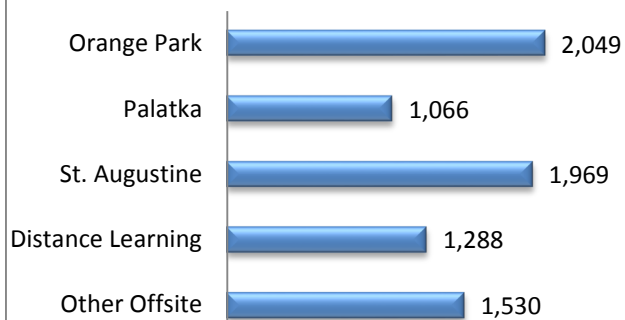
## Baccalaureate Degree Total Headcount

Program of Study	Fall 2014
Early Childhood Education	69
Nursing	71
Organizational Management	
<i>Supervision &amp; Mgt. Specialization</i>	113
<i>Computer Info Systems Specialization</i>	33
<i>Health Care Admin. Specialization</i>	34
<i>Public Svs. Admin. Specialization</i>	17

Source: Internal SJR State Database

**Accreditation:** St. Johns River State College is accredited by the Southern Association of Colleges and Schools Commission on Colleges to award associate and baccalaureate degrees. Contact the Commission on Colleges at 1866 Southern Lane, Decatur, Georgia 30033-4097 or call (404) 679-4500 for questions about the accreditation of St. Johns River State College.

### Unduplicated Headcount by Predominant Campus Fall 2014



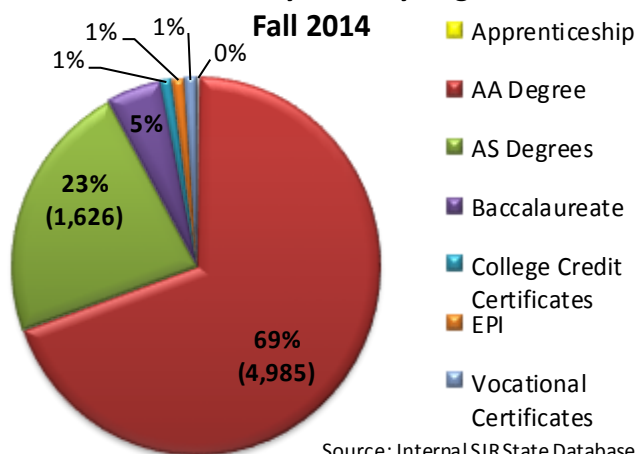
Source: Internal SJR State Database

### Annual Unduplicated Headcount

Year	Headcount	Year	Headcount
2007-08	9,886	2011-12	10,823
2008-09	10,098	2012-13	10,788
2009-10	10,929	2013-14	10,926
2010-11	10,919	2014-15	10,858

Source: Internal SJR State Database

### Headcount by Primary Degree Fall 2014



Source: Internal SJR State Database

### Fundable FTE by Instructional Campus\*

Campus	2012-13	2013-14	2014-15
Orange Park	1,383.6	1,357.6	1,313.0
Palatka	703.9	650.4	560.8
St. Augustine	1,212.3	1,177.8	1,110.9
Distance Learning**	1,079.6	1,174.0	1,241.2
Other	383.7	375.6	460.8
<b>Total</b>	<b>4,763.1</b>	<b>4,735.4</b>	<b>4,686.7</b>

\*Does not include Adult Education \*\* Hybrid courses are assigned to a physical campus

Source: Internal SJR State Database

### 2014-2015 Tuition/Fees\*

Per Credit Hour	Resident		Non-Resident	
	Lower*	Upper**	Lower*	Upper**
Tuition	\$78.84	\$91.79	\$236.69	\$373.36
Financial Aid Fee	\$3.51	\$4.51	\$14.20	\$23.18
Student Activities Fee	\$7.88	\$9.18	\$7.88	\$9.18
Capital Improvement Fee	\$11.83	\$12.68	\$33.55	\$47.24
Access Fee	\$2.00	\$2.00	\$2.00	\$2.00
Technology Fee	\$3.94	\$4.59	\$15.78	\$23.25
<b>Total</b>	<b>\$108.00</b>	<b>\$124.75</b>	<b>\$388.94</b>	<b>\$570.00</b>

\*(Advanced & Professional, PSV, EPI)

\*\* (For 3000 and 4000 Level Credits)

### Financial Aid Awarded by Category 2014-2015

Type of Aid Awarded	# of Recipients	Total Dollars Disbursed	Average Per Student
Federal Pell Grants	3184	\$10,465,366.58	\$3,286.86
Federal Loans	1524	\$9,705,992.00	\$6,368.76
All Financial Aid Reports	4124	\$23,056,639.08	\$5,590.84

Source: SJR State Financial Aid Reports

### Enrollment by Distance Education Status\*

Term	Exclusively in Distance Education	Some, Not All in Distance Education	Not Enrolled in Any Distance Education
Fall 2013	12.2%	26.3%	61.5%
Fall 2014	14.9%	26.2%	58.9%

\* Percent of Degree/Certificate Seeking Students not including dual enrolled students

Source: IPEDS