

Student Demographics (Fall 2015)

Status	Percent
Full-time	26%
Part-time	74%

Gender	Full-time	Part-time
Female	59%	62%
Male	41%	38%

Age	Full-time	Part-time
Average Age	23.1	26.1
Median Age	20.0	21.0

Age Distribution	Full-time	Part-time
17 & Under	8.9%	27.9%
18-20	53.1%	21.7%
21-24	15.3%	14.6%
25-29	9.8%	9.8%
30-39	7.5%	11.6%
40-59	5.2%	12.9%
60+	0.2%	1.5%

Source: Internal SJR State Database

Enrollment by Time of Day (Fall 2015)

Time	% FTE
Morning	43%
Afternoon	19%
Evening	17%
Online/Hybrid	21%

Source: Internal SJR State Database

Locations:

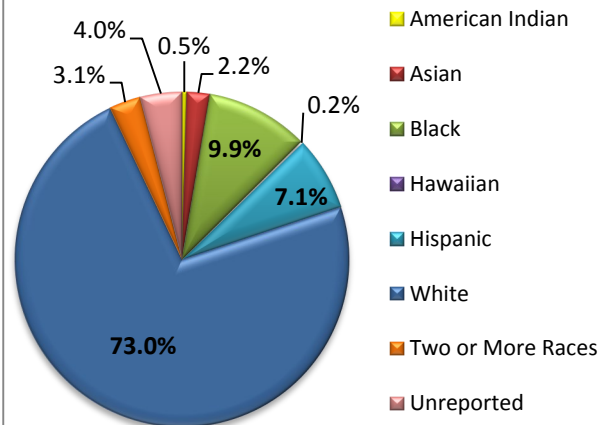
Orange Park Campus, Established 1977
 283 College Drive, Orange Park, FL 32065
 (904) 276-6800

Palatka Campus, Established 1958
 5001 St. Johns Avenue, Palatka, FL 32177
 (386) 312-4200

St. Augustine Campus, Established 1986
 2990 College Drive, St. Augustine, FL 32084
 (904) 808-7400

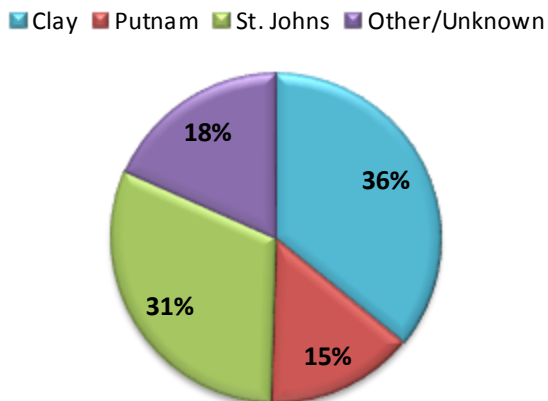
www.sjrstate.edu

Enrollment by Ethnicity/Race Fall 2015



Source: Internal SJR State Database

Enrollment by County of Residence Fall 2015



Source: Internal SJR State Database

Student Right-to-Know Graduation Rate: 36%

Source: <http://nces.ed.gov/collegenavigator>

For more information contact the RIE Staff—(386) 312-4281

Program Completers

Year	2013-14	2014-15	2015-16
Associate in Arts	679	643	672
Associate in Science	225	281	245
Educator Prep Institute	37	44	39
College Credit Certificate	161	316	183
Bachelor's	67	74	74
Vocational Certificate	128	106	95
Total	1,297	1,464	1,308

Source: Florida College System Student Database AA1AReport

A.S. & College Credit Certificates Total Headcount*

Program of Study	Fall 2015
Business	567
Computer Sciences	422
Criminal Justice & Public Safety	231
Visual Arts	76
Nursing & Allied Health	497
Pre-Nursing & Pre-Allied Health	837
Theater & Entertainment Tech	116

*Includes both primary and secondary programs of study
 Source: Internal SJR State Database

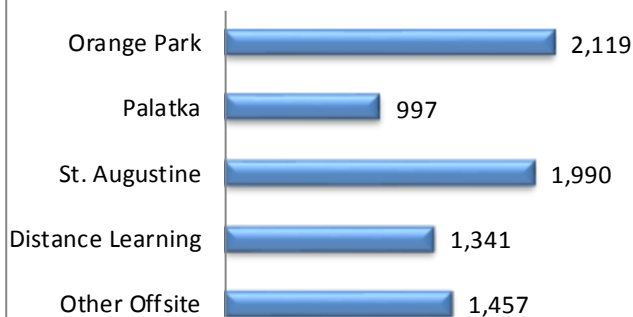
Baccalaureate Degree Total Headcount

Program of Study	Fall 2015
Early Childhood Education	56
Nursing	86
Organizational Management	
<i>Supervision & Mgt. Specialization</i>	122
<i>Computer Info Systems Specialization</i>	25
<i>Health Care Admin. Specialization</i>	34
<i>Public Svs. Admin. Specialization</i>	17

Source: Internal SJR State Database

Accreditation: St. Johns River State College is accredited by the Southern Association of Colleges and Schools Commission on Colleges to award associate and baccalaureate degrees. Contact the Commission on Colleges at 1866 Southern Lane, Decatur, Georgia 30033-4097 or call (404) 679-4500 for questions about the accreditation of St. Johns River State College.

Unduplicated Headcount by Predominant Campus Fall 2015



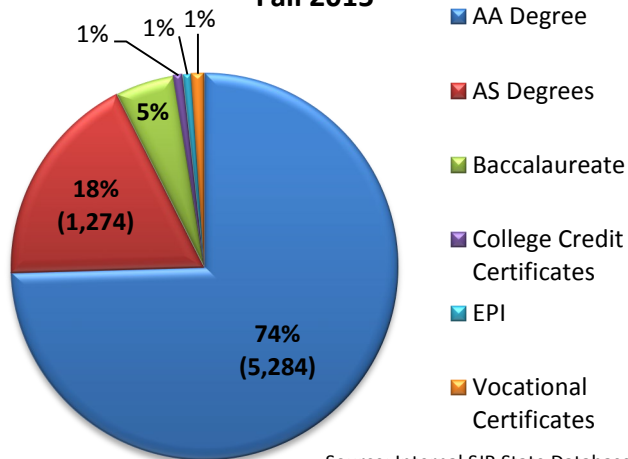
Source: Internal SJR State Database

Annual Unduplicated Headcount

Year	Headcount	Year	Headcount
2008-09	10,098	2012-13	10,788
2009-10	10,929	2013-14	10,926
2010-11	10,919	2014-15	10,858
2011-12	10,823	2015-16	10,788

Source: Internal SJR State Database

Headcount by Primary Degree Fall 2015



Source: Internal SJR State Database

Fundable FTE by Instructional Campus*

Campus	2013-14	2014-15	2015-16
Orange Park	1,357.6	1,313.0	1,244.2
Palatka	650.4	560.8	535.7
St. Augustine	1,177.8	1,110.9	1,056.8
Distance Learning**	1,174.0	1,241.2	1,195.7
Other	375.6	460.8	457.8
Total	4,735.4	4,686.7	4,490.3

*Does not include Adult Education ** Hybrid courses are assigned to a physical campus

Source: Internal SJR State Database

2016-2017 Tuition/Fees*

Per Credit Hour	Resident		Non-Resident	
	Lower*	Upper**	Lower*	Upper**
Tuition	\$78.84	\$91.79	\$236.69	\$373.36
Financial Aid Fee	\$3.51	\$4.51	\$14.20	\$23.18
Student Activities Fee	\$7.88	\$9.18	\$7.88	\$9.18
Capital Improvement Fee	\$13.83	\$14.68	\$35.55	\$49.24
Access Fee	\$2.00	\$2.00	\$2.00	\$2.00
Technology Fee	\$3.94	\$4.59	\$15.78	\$23.25
Total	\$110.00	\$126.75	\$390.94	\$572.00

*(Advanced & Professional, PSV, EPI)

** (For 3000 and 4000 Level Credits)

Financial Aid Awarded by Category 2015-2016

Type of Aid Awarded	# of Recipients	Total Dollars Disbursed	Average Per Student
Federal Pell Grants	2,873	\$8,723,609	\$3,036
Federal Loans	1,248	\$7,788,688	\$6,241
All Financial Aid Reports	3,693	\$19,297,085	\$5,225

Source: SJR State Financial Aid Reports

Enrollment by Distance Education Status*

Term	Exclusively in Distance Education	Some, Not All in Distance Education	Not Enrolled in Any Distance Education
Fall 2014	14.9%	26.2%	58.9%
Fall 2015	15.4%	25.2%	59.4%

* Percent of Degree/Certificate Seeking Students not including dual enrolled students

Source: IPEDS