

Student Demographics (Fall 2016)

Status	Percent
Full-time	26%
Part-time	74%

Gender	Full-time	Part-time
Female	55%	61%
Male	42%	36%
Unreported	3%	3%

Age	Full-time	Part-time
Average Age	22.7	24.9
Median Age	19.8	20.3

Age Distribution	Full-time	Part-time
17 & Under	7.8%	32.2%
18-20	55.3%	21.7%
21-24	15.9%	14.5%
25-29	9.0%	9.3%
30-39	7.2%	11.1%
40-59	4.7%	10.1%
60+	0.1%	1.0%

Source: Internal SJR State Database

Enrollment by Time of Day (Fall 2016)

Time	% FTE
Morning	42%
Afternoon	20%
Evening	16%
Online/Hybrid	22%

Source: Internal SJR State Database

Locations:

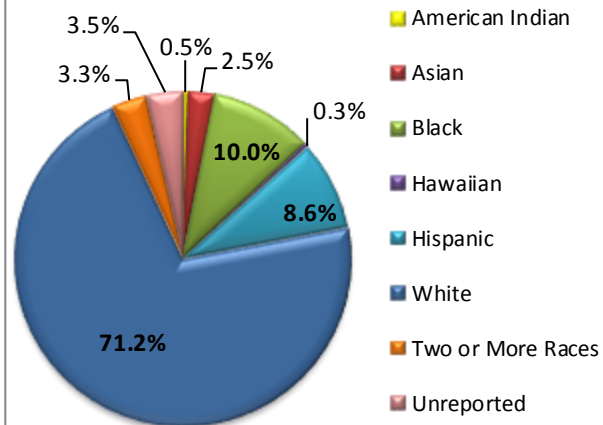
Orange Park Campus, Established 1977
 283 College Drive, Orange Park, FL 32065
 (904) 276-6800

Palatka Campus, Established 1958
 5001 St. Johns Avenue, Palatka, FL 32177
 (386) 312-4200

St. Augustine Campus, Established 1986
 2990 College Drive, St. Augustine, FL 32084
 (904) 808-7400

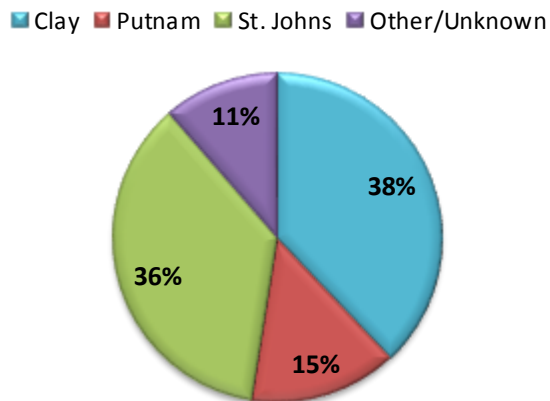
www.sjrstate.edu

Enrollment by Ethnicity/Race Fall 2016



Source: Internal SJR State Database

Enrollment by County of Residence Fall 2016



Source: Internal SJR State Database

Student Right-to-Know Graduation Rate: 42%

Source: <http://nces.ed.gov/collegenavigator>

For more information contact the RIE Staff—(386) 312-4281

Program Completers

Year	2014-15	2015-16	2016-17
Associate in Arts	643	672	634
Associate in Science	281	245	270
Educator Prep Institute	44	39	40
College Credit Certificate	316	183	196
Bachelor's	74	74	82
Vocational Certificate	106	95	106
Total	1,464	1,308	1,328

Source: Florida College System Student Database AA1AReport

A.S. & College Credit Certificates Total Headcount*

Program of Study	Fall 2016
Business	481
Computer Sciences	418
Criminal Justice & Public Safety	157
Visual Arts	67
Nursing & Allied Health	536
Pre-Nursing & Pre-Allied Health	867
Theater & Entertainment Tech	88

*Includes both primary and secondary programs of study
 Source: Internal SJR State Database

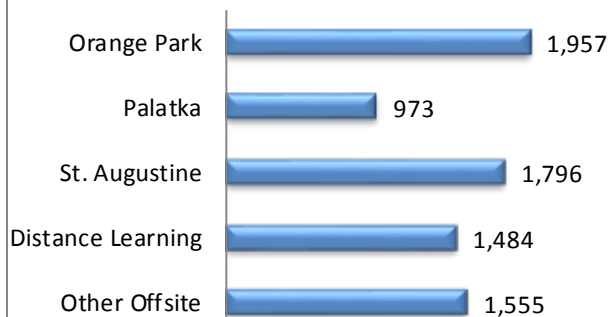
Baccalaureate Degree Total Headcount

Program of Study	Fall 2016
Early Childhood Education	43
Nursing	114
Organizational Management	
<i>Supervision & Mgt. Specialization</i>	123
<i>Computer Info Systems Specialization</i>	31
<i>Health Care Admin. Specialization</i>	46
<i>Public Svs. Admin. Specialization</i>	15

Source: Internal SJR State Database

Accreditation: St. Johns River State College is accredited by the Southern Association of Colleges and Schools Commission on Colleges to award associate and baccalaureate degrees. Contact the Commission on Colleges at 1866 Southern Lane, Decatur, Georgia 30033-4097 or call (404) 679-4500 for questions about the accreditation of St. Johns River State College.

Unduplicated Headcount by Predominant Campus Fall 2016



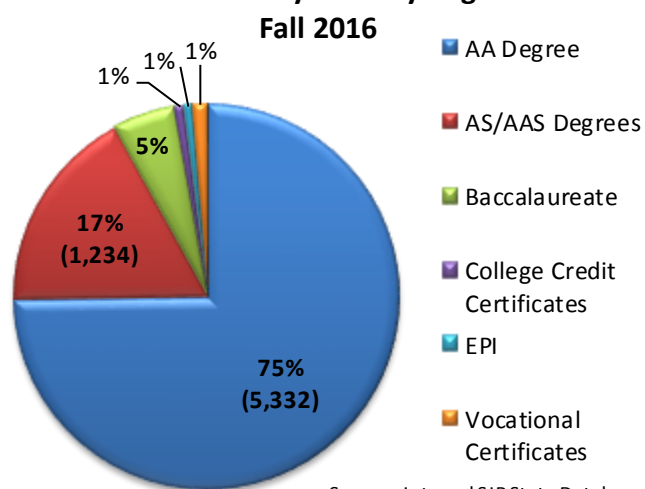
Source: Internal SJR State Database

Annual Unduplicated Headcount

Year	Headcount	Year	Headcount
2009-10	10,929	2013-14	10,926
2010-11	10,919	2014-15	10,858
2011-12	10,823	2015-16	10,788
2012-13	10,788	2016-17	10,514

Source: Internal SJR State Database

Headcount by Primary Degree Fall 2016



Source: Internal SJR State Database

Fundable FTE by Instructional Campus*

Campus	2014-15	2015-16	2016-17
Orange Park	1,313.0	1,244.2	1,154.9
Palatka	560.8	535.7	499.1
St. Augustine	1,110.9	1,056.8	1,004.1
Distance Learning**	1,241.2	1,195.7	1,255.8
Other	460.8	457.8	488.6
Total	4,686.7	4,490.3	4,402.6

*Does not include Adult Education ** Hybrid courses are assigned to a physical campus

Source: Internal SJR State Database

2017-2018 Tuition/Fees*

Per Credit Hour	Resident		Non-Resident	
	Lower*	Upper**	Lower*	Upper**
Tuition	\$78.84	\$91.79	\$236.69	\$373.36
Financial Aid Fee	\$3.51	\$4.51	\$14.20	\$23.18
Student Activities Fee	\$7.88	\$9.18	\$7.88	\$9.18
Capital Improvement Fee	\$11.83	\$12.68	\$33.55	\$47.24
Access Fee	\$2.00	\$2.00	\$2.00	\$2.00
Technology Fee	\$3.94	\$4.59	\$15.78	\$23.25
Total	\$108.00	\$124.75	\$388.94	\$570.00

*(Advanced & Professional, PSV, EPI)

** (For 3000 and 4000 Level Credits)

Financial Aid Awarded by Category 2016-17

Type of Aid Awarded	# of Recipients	Total Dollars Disbursed	Average Per Student
Federal Pell Grants	2,651	\$8,234,808	\$3,106
Federal Loans	1,156	\$7,087,511	\$6,131
All Financial Aid Reports	3,461	\$18,123,186	\$5,236

Source: SJR State Financial Aid Reports

Enrollment by Distance Education Status*

Term	Exclusively in Distance Education	Some, Not All in Distance Education	Not Enrolled in Any Distance Education
Fall 2015	15.4%	25.2%	59.4%
Fall 2016	17.0%	26.4%	56.6%

* Percent of Degree/Certificate Seeking Students not including dual enrolled students

Source: IPEDS